



Type 380/385/390SS

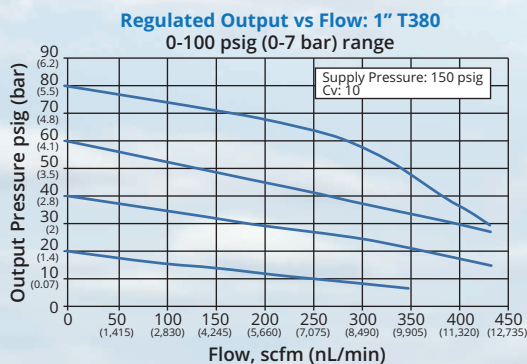
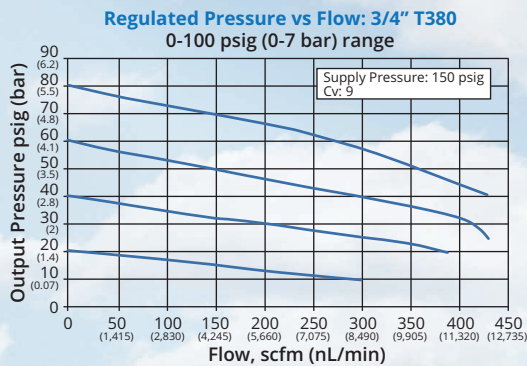
Large Flow Capacity Stainless Steel Filter Regulator, Filter, and Regulator

Type-380SS Stainless Steel Filter Regulator | Type 385 Stainless Steel Filter
Type-390SS Stainless Steel Regulator

The Type 380/385/390SS stainless steel filter regulator, filter only and regulator only series is designed for demanding applications that require stable, accurate pressure regulation, efficient filtration and high flow capacity. Corrosion resistant 316L stainless steel housing, trim and filter assemblies make this series adaptable to offshore and other harsh environments. Large porting ensures stable and repeatable output pressures, even during wide supply pressure variations from large volume valve actuators. Oversized valving helps the units achieve high flow rates with minimal pressure drop. Manual or optional automatic drain. Low temperature option to -61°F (-52°C).

Features

- All 316L Stainless Steel Construction
- High Flow Capacity
- 3/4" or 1" NPT Porting
- 2 Gauge Ports - 1/4" NPT
- Automatic Drain Option
- Soft Seat Self Relieving Design
- Low Temperature Option



Type 380SS



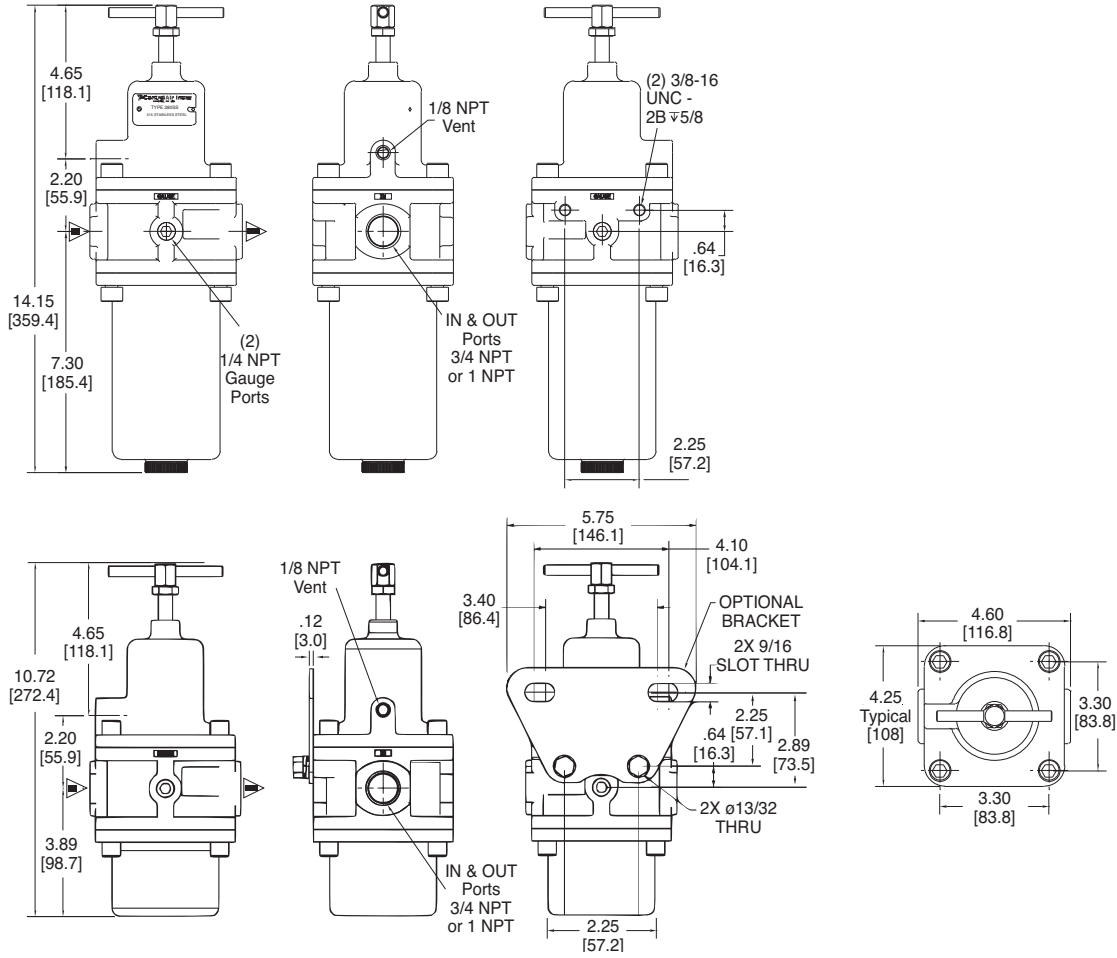
Type 385SS

Type 390SS

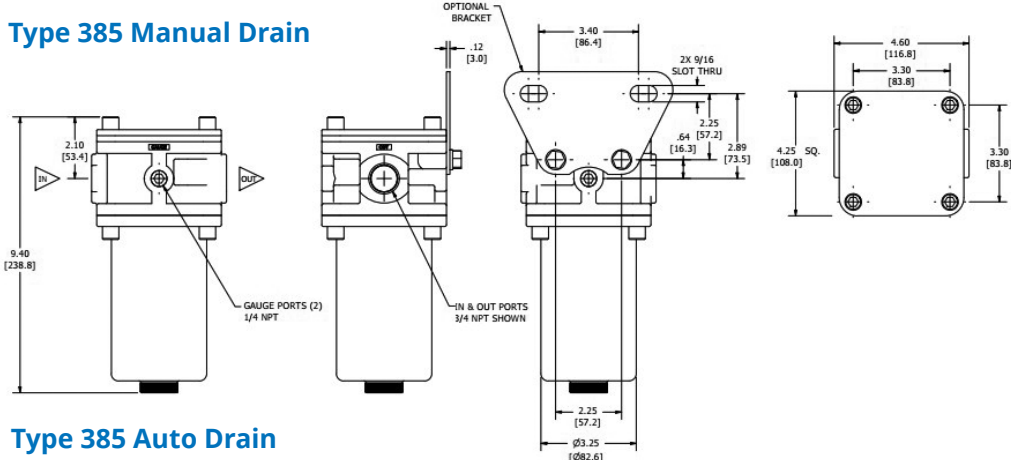
Type 380/385/390SS

Dimensions

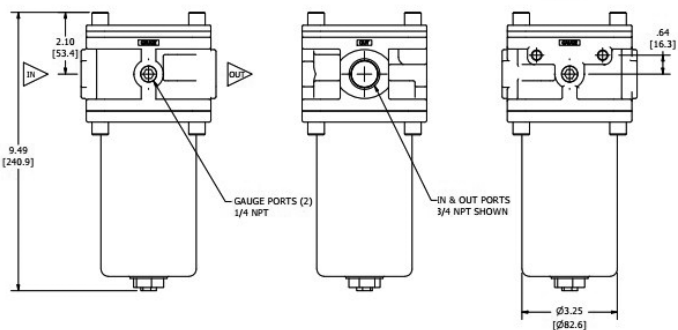
Type 380 and 390SS



Type 385 Manual Drain

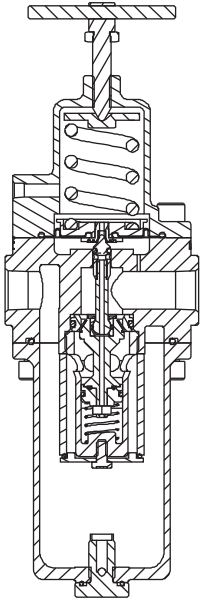


Type 385 Auto Drain

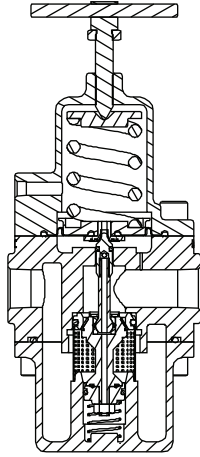


Large Flow Capacity Stainless Steel Filter Regulator, Filter, and Regulator

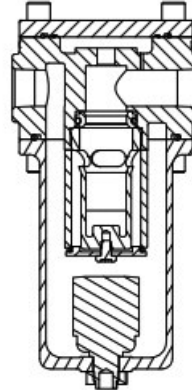
Principles of Operation



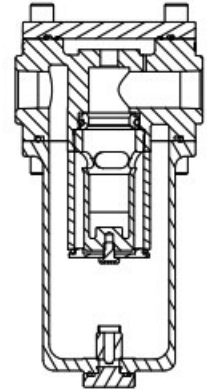
Type 380SS



Type 390SS



Type 385SS
Auto Drain



Type 385SS
Manual Drain

Specifications



Type 380



Type 390



Type 385

Output Range	0-30 psig (0-2 bar), 0-60 psig (0-4 bar), 0-100 psig (0-7 bar), 0-150 (0-10), 0-200 (0-14)	Not applicable
Maximum Supply Pressure	290 psig (20 bar) Autodrain: 150 psig (10 bar)	450 psig (31 bar) Autodrain: 150 psig (10 bar)
Maximum Flow Coefficients (Cv)	3/4": 9.0 1": 10.0	3/4": 12.0 1": 13.0
Exhaust Capacity	1.0 scfm (26.4 NI/min) with downstream pressure 5 psig (0.3 bar) above set point	Not applicable
Air Consumption	Less than 4 scfh (1.86 NI/min)	Not applicable
Operating Temperatures	-40°F to +200°F (-40°C to +93°C), Autodrain: 32°F to 200°F (0° to 93°C) Low Temperature: -61°F to +194°F (-52°C to +90°C)	
Operating Media	Air, inert gas, sweet (natural gas)	
Porting	Inlet/Outlet: 3/4" NPT or 1" NPT Gauge (2): 1/4" NPT Exhaust: 1/8" NPT	
Filtration	40 micron standard or 5 micron option	Not applicable
Weight	16.6 lbs (7.5 kg)	1" 14.1 lbs (6.4 kg)
Materials	316L stainless steel: body, bonnet, filter Nitrile: diaphragm, seals Inconel: valve spring	

Type 380/385/390SS Clean, stable performance for tough, dirty process control

Ordering Use this coding system to order

Model
380
Filter Regulator

390
Regulator

Port Size NPT
E 3/4"
F 1"

Range
A 0-30 psi (0-2 bar)
B 0-60 psi (0-4 bar)
C 0-100 psi (0-7 bar)
D 0-150 psi (0-10 bar)
E 0-200 psi (0-14 bar)

Options
A Automatic Drain (Type-380)*
F 5 micron filter
L Low Temperature Operation
N Non Relieving
X ATEX 2014/34/EU

* Not available with "E" range or (L) low temp option

Model
385
Filter

Port Size NPT
E 3/4"
F 1"

Options
A Automatic Drain (150 psi max.)
F 5 micron filter
L Low Temperature Operation
X ATEX 2014/34/EU

Note: Options A and L are not compatible

Options Add proper letter(s) to end of model code.

- A** Automatic Drain (Type 380 & 385): Float operated drain with 1/8" NPT connection. Maximum 150 psig supply pressure
- F** 5 Micron Filter: Standard 40 micron filter is replaced with a 5 micron filter for more complete air filtration
- L** Low Temperature: Range -62°F to 194°F (-52°C to 90°C)
- N** Non-relieving: For constant flow or downstream pressure relief applications
- X** ATEX 2014/34/EU: Non-electric equipment approved for use in potentially explosive atmospheres

Accessories

1/8" NPT Exhaust Screen Fitting 445-761-005

Bracket Kit 449-542-051

Gauge	Range psi (bar)	Part Number
1/4" NPT	0-30 (0-2)	445-725-019
Back Mount	0-60 (0-4)	445-725-020
2" Face	0-160 (0-10)	445-725-021
	0-300 (0-20)	445-725-041
	0-500 (0-35)	445-725-048



Warranty ControlAir LLC products are warranted to be free from defects in materials and workmanship for a period of eighteen months from the date of sale, provided said products are used according to ControlAir LLC recommended usages. ControlAir LLC's liability is limited to the repair, purchase price refund, or replacement in kind, at ControlAir LLC's sole option, of any products proved defective. ControlAir LLC reserves the right to discontinue manufacture of any products or change products materials, designs or specifications without notice. Note: ControlAir does not assume responsibility for the selection, use, or maintenance of any product. Responsibility for the proper selection, use, and maintenance of any ControlAir product remains solely with the purchaser and end user. Drawing downloads available at www.controlair.com



8 Columbia Drive / Amherst, NH 03031 USA / www.controlair.com
sales@controlair.com / 603-886-9400 / FAX 603-889-1844

An ISO 9001:2015 Registered Company



P/N 441-625-065 5/27/26