



# Type 800 Subminiature Precision Air Regulator

Precise air pressure regulation for applications where space is limited

The Type 800 is a compact air regulator that supplies precise air pressure control for applications where space is limited. This high quality unit, available in five pressure ranges up to 100 psig (6.8 BAR), offers the same dependable performance as ControlAir's larger precision air pressure regulators. An oversized supply valve provides the Type 800 with significantly higher flow capacities than competitive units of similar size. The Type 800 is also available with a variety of convenient port sizes and mounting options. Corrosion resistant materials, lightweight construction and low cost, combine to make the Type 800 ideal for any application where space is at a premium.

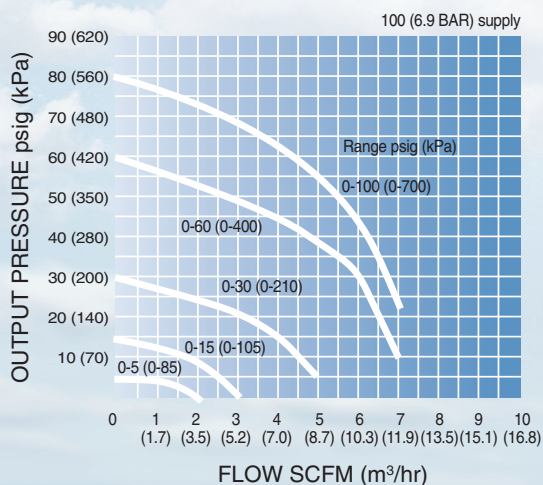
## Features

- **Precision Control** Provides highly accurate air pressure regulation in a small package
- **High Flow Capacity** Flows up to 5 SCFM
- **Stable Output** Vibration damping mechanism keeps regulator stable under changing operating conditions
- **Repeatable**  
Returns to set point when supply pressure is turned off and on
- **10-32, M5 and 1/16" NPT Porting**
- **Self Relieving**

## Applications

The Type 800 is recommended for applications such as ink pressure control systems, control panels, hand held calibration and analyzing equipment as well as the operation of air cylinders and pneumatic logic systems.

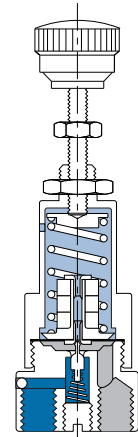
## Flow Characteristics



# Type 800 Highly accurate air pressure regulation in a small package

## Specifications

<b>Sensitivity:</b>	1/2" (12.7 mm) water
<b>Flow Capacity:</b>	5 SCFM (150 NI/min) at 100 psig (6.8 BAR) supply and 30 psig (2 BAR) set point
<b>Maximum Supply Pressure:</b>	250 psig (17 BAR)
<b>Exhaust Capacity:</b>	0.4 SCFM (12 NI/min) at a downstream pressure of 10 psig (0.7 BAR) above the set point
<b>Operating Temperatures:</b>	-40° F to +160° F (-40° C to +71° C)
<b>Air Consumption:</b>	3.0 SCFH (1.5 NI/min) maximum at 100 psig (6.8 BAR) supply, 30 psig (2 BAR) set point
<b>Effect of Supply Pressure Variation on the Output:</b>	Less than 0.1 psi per 5 psi change in supply
<b>Materials:</b>	Anodized aluminum, brass, stainless steel, viton
<b>Output Pressure Ranges:</b>	psig: 0-5, 0-15, 0-30, 0-60, 0-100 BAR: 0-0.3, 0-1, 0-2, 0-4, 0-6.8
<b>Porting:</b>	1/16" NPT or 10-32 supply and output, #10-32 UNF - gauge, M5 - supply, output and gauge
<b>Mounting:</b>	pipe or panel
<b>Weight:</b>	1.8 oz. (51 grams)

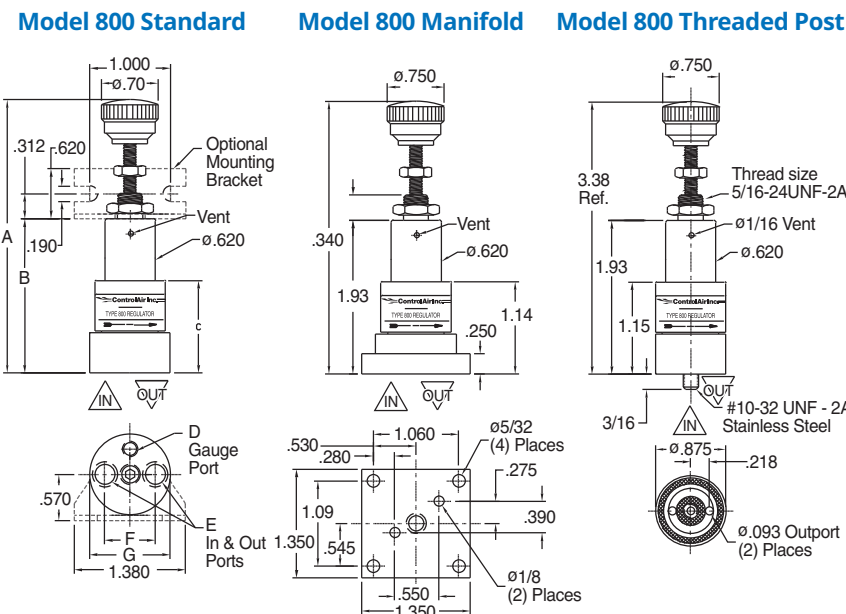


■ Supply Pressure  
■ Regulated Pressure  
■ Atmospheric Pressure

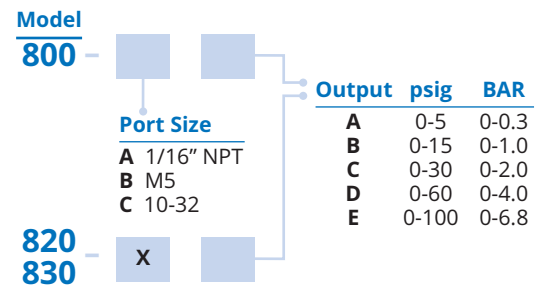
## Dimensions

	Model 800 1/16" NPT porting	Model 800 M5 porting	Model 800 10-32
<b>A</b>	3.40 (86.4)	3.30 (83.8)	3.30 (83.8)
<b>B</b>	1.93 (49.0)	1.83 (46.5)	1.83 (46.5)
<b>C</b>	1.14 (29.0)	1.04 (26.4)	1.04 (26.4)
<b>D</b>	#10-32 UNF-2B	M5	#10-32 UNF-2B
<b>E</b>	(2) 1/16-27	(2) M5	(2) #10-32 UNF-2B
<b>F</b>	0.625 (15.9)	0.560 (14.2)	0.560 (14.2)
<b>G</b>	1.00 (25.4)	0.88 (22.4)	0.88 (22.4)

Drawing downloads available at [www.controlair.com](http://www.controlair.com)



## Ordering Use this coding system to order



## Options

- N Non-Relieving**  
For constant flow or downstream pressure relief applications
- X ATEX 94/9/EC Approval II 2 GD**

## Accessories

- Mounting Bracket** Zinc-plated steel for side mounting  
P/N 445-707-043
- Barbed Fittings** Allows connection to 1/8" tubing  
1/16" NPT P/N 445-748-094  
10-32 Ports P/N 545-748-037
- Each port requires separate fitting

**Warranty** ControlAir, Inc. products are warranted to be free from defects in materials and workmanship for a period of eighteen months from the date of sale, provided said products are used according to ControlAir, Inc. recommended usages. ControlAir, Inc.'s liability is limited to the repair, purchase price refund, or replacement in kind, at ControlAir, Inc.'s sole option, of any products proved defective. ControlAir, Inc. reserves the right to discontinue manufacture of any products or change products materials, designs or specifications without notice. Note: ControlAir does not assume responsibility for the selection, use, or maintenance of any product. Responsibility for the proper selection, use, and maintenance of any ControlAir product remains solely with the purchaser and end user. Drawing downloads available at [www.controlair.com](http://www.controlair.com)

